

LEXUS

Ltr.


2,5 2AR-FXE 114-118 kW (155-160 PS) ES NX

1

06/12→

S84780-00 ¹² ¹³ ¹⁹
04111-36114
D84780-00 ¹² ¹⁹
04112-36092


H84780-00
11115-36040
91 Ø
0,7 mm
MLS



T40589-02
90910-02162 (10x)



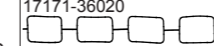
V90068-00



N76879-00
90913-02101 (8x)
+90913-02112 (8x)
P76879-00 ES
90080-31084
P76880-00 AS
90080-31085

8x
8x

X90070-01
17171-36020



X90071-01
17173-36020



70-31414-10



P93207-01 K ←
90311-42051
42x54x6
A SL RD
P77551-01 K →
90311-89007
89x105x10
SL LD FPM

Ref. GLASER GLASER-Nr. GLASER-No. Réf. GLASER Rif. GLASER Glaser No.	Ref. GLASER GLASER-Nr. GLASER-No. Réf. GLASER Rif. GLASER Glaser No.	Ref. GLASER GLASER-Nr. GLASER-No. Réf. GLASER Rif. GLASER Glaser No.	Ref. GLASER GLASER-Nr. GLASER-No. Réf. GLASER Rif. GLASER Glaser No.	Ref. GLASER GLASER-Nr. GLASER-No. Réf. GLASER Rif. GLASER Glaser No.	Ref. GLASER GLASER-Nr. GLASER-No. Réf. GLASER Rif. GLASER Glaser No.	Ref. GLASER GLASER-Nr. GLASER-No. Réf. GLASER Rif. GLASER Glaser No.	Ref. GLASER GLASER-Nr. GLASER-No. Réf. GLASER Rif. GLASER Glaser No.	Ref. GLASER GLASER-Nr. GLASER-No. Réf. GLASER Rif. GLASER Glaser No.	Ref. GLASER GLASER-Nr. GLASER-No. Réf. GLASER Rif. GLASER Glaser No.
D84780-00 NEW									
H84780-00 NEW									
N76879-00									
P76879-00									
P76880-00									
P77551-01									
P93207-01 NEW									
S84780-00 NEW									
T40589-02									
V90068-00 NEW									
X90070-01 NEW									
X90071-01 NEW									
70-31414-10									