













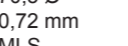







































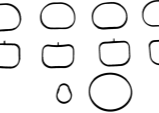





LANCIA															
Ltr.															
0,9 A112 A.000	29 kW (40 PS)	A 112	03/81-06/86	S32920-00 ¹² ¹³ 5892385	H01767-00 5891275 68 Ø H11767-10 5891781 1,8 mm 					N91190-00 5930415 (8x) P76532-00 46440885	8x		X04954-01 ⁷ 4127971 		
0,9 A112 A5.000 A112 B2.000	29 kW (40 PS)	A 112	03/81-06/86	S31036-00 ¹² ¹³ 40000320+ D31036-00 ¹² 5880417	H04946-00 7745836 66,3 Ø H14946-10 7539220 66,3 Ø 1,8 mm 		T04946-00 7648250 (9x) +7648251 (1x) 	X01592-01 4145587 Kork 		N91190-00 5930415 (8x) P76532-00 46440885	8x		X04954-01 ⁷ 4127971 	E30192-00 5882343 	P76146-01 K ← 40000320 42x56/63x7 A SL RD MVQ P76273-01 K → 64x80x8 A SL LD MVQ
0,9 312 A2.000	63 kW (86 PS)	YPSILON	05/11→	D40647-00 ¹² B59733-00 ¹³	H40647-00 55239522 82,7 Ø MLS 		T40647-00 55225419 (6X)	V59754-00 55228597 +55225422 		N93186-00 55225416 (8X) P76952-00 55225416	8x	M38520-00 77365787 	X59767-01 55230477 	70-31414-10 	P76444-01 K ← 7628850 31x41x7 AB SL RD FPM P77825-01 K → 55229956 85x105x9 AB RD FPM
1,0 A112 A2.000	51 kW (69 PS)	A 112	03/78-02/84	S31059-00 ¹² ¹³ 5882030 D31059-00 ¹² 5882031 B31202-00 5882343	H01767-00 5891275 68 Ø H11767-10 5891781 1,8 mm 		T04946-00 7648250 (9x) +7648251 (1x) 	X01770-01 43492200 		N91190-00 5930415 (8x) P76532-00 46440885	8x		X04954-01 ⁷ 4127971 	E30192-00 5882343 	P76146-01 K ← 40000320 42x56/63x7 A SL RD MVQ P76273-01 K → 64x80x8 A SL LD MVQ

LANCIA														
Ltr.														
1,0 A112 B1.000 35 kW (48 PS)	A 112		03/84-12/86	D31202-00 ⑫ 5892395	H01767-00 5891275 68 Ø H11767-10 5891781 1,8 mm 	T04946-00 7648250 (9x) +7648251 (1x) 	X01592-01 4145587 Kork 	N91190-00 5930415 (8x) P76532-00 46440885	8x	X04954-01 ⑦ 4127971 		E30192-00 5882343 	P76146-01 K ← 40000320 42x56/63x7 A SL RD MVQ P76273-01 K → 64x80x8 A SL LD MVQ	
1,0 156 A1.000 62 kW (84 PS)	Y10 Turbo		03/85-02/89	S31203-00 ⑫ ⑬ 5882346 D31203-00 ⑫ 5882347	H08462-00 5921087 77 Ø 	T08462-00 4467206 (5x) +7581743 (5x) 	X02310-01 7541092 Kork 	N90300-00 7553637 (8x) P76531-00 5930415	8x	X02306-01 ⑦ 	2x	X01812-01 4249510 Kork 	P76117-01 K ← 40x56x7 A SL RD MVQ P76298-01 K → 40004373 70x85x8 A LD FPM P76060-01 N 40004940 30x52x7 AB SL RD FPM	
1,0 156 A2.000 156 A2.100 156 A2.256	32-37 kW (44-50 PS)	Y10	03/85→	S31038-00 ⑫ ⑬ 5892376 D31038-00 ⑫ 5892375 B31038-00 ⑬	H03969-00 7640784 72 Ø 	T03969-00 7696197 (10x) 	X04155-01 7688450 ACM 	N91190-00 5930415 (8x) P76532-00 46440885	8x	X04156-01 46426046 		X04158-01 46404428 	4x 70-31414-10 	P76033-01 K ← 40004200 23x35x7 AB SL RD FPM P76299-01 K → 40004200 70x88x8 LD FPM P76063-11 N 40004400 30x42x7 A SL RD FPM
1,1 156 C.000 176 B2.000	40-42 kW (54-57 PS)	Y Y10	08/89-09/03	S31973-00 ⑫ ⑬ 5892382 D31973-00 ⑫ 5892383 B31038-00 ⑬	H03969-00 7640784 72 Ø 	T03969-00 7696197 (10x) 	X04155-01 7688450 ACM 	N91190-00 5930415 (8x) P76532-00 46440885	8x	X56893-01 46426046 		X51429-01 7749711 X51445-01 ⚠ 46465291 	2x 70-31414-10 	P76033-01 K ← 40004200 23x35x7 AB SL RD FPM P76299-01 K → 40004200 70x88x8 LD FPM P76063-11 N 40004400 30x42x7 A SL RD FPM
1,1 831 B8.000	47 kW (64 PS)	DELTA	01/86-12/90	S31204-00 ⑫ ⑬ D31204-00 ⑫ B30465-00 ⑬	H05082-00 5951683 81 Ø 	T05082-00 46430687 (5x) +46430688 (5x) 	X01619-01 7784728 X59441-01 4448677 Kork 	N90300-00 7553637 (8x) P76531-00 5930415	8x	X01617-01 ⑦ 4309031 	2x	X02252-01 4179038 Kork 	P76117-01 K ← 40x56x7 A SL RD MVQ P76273-01 K → 64x80x8 A SL LD MVQ P76060-01 N 40004940 30x52x7 AB SL RD FPM	

LANCIA																		
1,2	169 A4.000	49-51 kW (67-69 PS)	YPSILON			08/10→	D36972-00 ⑫ 71740655 B36892-00 ⑬ 71728839	H80651-00 55183371 72 Ø MLS 	T03969-00 7696197 (10x) 	V83092-00 71740678 +71740677 (4x) 	P76809-00 46470334 	8x	M36901-00 77363787 		X51429-01 7749711 	2x	70-31414-10 	P77405-01 K ← 71740681 27x37x7 AB RD FPM P77152-01 K → 71754491 74x88x8 AB SL LD FPM P77108-01 N 55195339 40x55x7 AB SL RD FPM
1,2	176 B9.000	63 kW (86 PS)	Y 16V			04/97-09/03	D32910-00 ⑫ 71711936 B36892-00 ⑬ 71728839	H50944-10 46434596 72 Ø 	T50944-00 7795992 (10x) 	X53735-01 55194045 	N92990-00 46556651 (16x) P76662-00 46556651 	16x	X52229-01 46425904 		X52230-01 46425908 	70-31414-10 	P77405-01 K ← 71740681 27x37x7 AB RD FPM P77152-01 K → 71754491 74x88x8 AB SL LD FPM P77108-01 N 55195339 40x55x7 AB SL RD FPM	
1,2	188 A4.000	44 kW (60 PS)	Y YPSILON			03/96-12/11	D32917-00 ⑫ 71716868 Mot.→1898441 D36899-00 ⑫ 71736315 Mot.1898422→ Mot.→2533528 D36900-00 ⑫ 71740296 Mot.2533529→ Mot.→2935743 D36901-00 ⑫ 71741374 Mot.2935744→ B36891-00 ⑬ 71736797 Mot.→2935743 B36892-00 ⑬ 71728839 Mot.2935744→	H03969-00 7640784 72 Ø Mot.→1898441 H80398-00 55189864 71,5 Ø MLS Mot.1898442→ 	T03969-00 7696197 (10x) 	V83092-00 71740678 +71740677 (4x) Mot.2935744→ X53790-01 46759989 NBR Mot.→2935743 	P76532-00 46440885 Mot.→2533528 P76707-00 55190344 Mot.2533529→ 	8x 8x	M32917-00 		X51429-01 7749711 X51445-01 ⚠ 46465291 	2x	70-31414-10 	P76033-01 K ← 40004200 23x35x7 AB SL RD FPM Mot.→2935743 P77405-01 K ← 71740681 27x37x7 AB RD FPM Mot.2935744→ P77152-01 K → 71754491 74x88x8 AB SL LD FPM P77059-01 N 30x42x6 RD FPM Mot.→2935743 P77408-01 N 55189997 31x55x7 AB SL RD FPM Mot.2935744→
1,2	188 A5.000	59 kW (80 PS)	Y 16V YPSILON			10/00-12/11	D36184-00 ⑫ 71716870 Mot.→616937 D36897-00 ⑫ 71739160 Mot.616938→ B36889-00 ⑬	H50944-10 46434596 72 Ø Mot.→616937 H80694-00 55197283 MLS Mot.616938→ 	T50944-00 7795992 (10x) 	X53735-01 55194045 	N92991-00 P76662-00 46556651 	2x 16x	M36184-00 		X52653-01 46526271 	70-31414-10 	P77405-01 K ← 71740681 27x37x7 AB RD FPM P77320-01 K → 46539824 74x141/187,5x17 PTFE P77406-01 K → ⚠ 46539824 FPM P77108-01 N 55195339 40x55x7 AB SL RD FPM	

LANCIA													
Ltr.													
1,2 840 A3.000	44 kW (60 PS)	Y	03/96-09/03	D31973-00 ⑫ 5892383 B36891-00 ⑬ 71736797	H03969-00 7640784 72 Ø 	T03969-00 7696197 (10x) 	X04155-01 7688450 ACM 	N91190-00 5930415 (8x) P76532-00 46440885	X56893-01 46426046 8x 	X51429-01 7749711 X51445-01 Ⓐ 46465291 	2x 70-31414-10 	P76033-01 K ← 40004200 23x35x7 AB SL RD FPM P77152-01 K → 71754491 74x88x8 AB SL LD FPM P76063-11 N 40004400 30x42x7 A SL RD FPM	
1,2-169 A5.000 -1,3	55 kW (75 PS)			D36972-00 ⑫ 71740655 B36892-00 ⑬ 71728839	H80651-00 55183371 72 Ø MLS 	T03969-00 7696197 (10x) 	V83092-00 71740678 +71740677 (4x) 	P76809-00 46470334	8x M36901-00 77363787 	X51429-01 7749711 	2x 70-31414-10 	P77405-01 K ← 71740681 27x37x7 AB RD FPM P77152-01 K → 71754491 74x88x8 AB SL LD FPM P77108-01 N 55195339 40x55x7 AB SL RD FPM	
1,3 146 A 5.046 156 B.000	53-56 kW (72-76 PS)	Y10	11/87-12/95	S31395-00 ⑫ ⑬ 5891838 D31395-00 ⑫ 5891839 B31395-00 ⑬	H08462-00 5921087 77 Ø 	T08462-00 4467206 (5x) +7581743 (5x) 	X02310-01 7541092 Kork 	N90300-00 7553637 (8x) P76531-00 5930415	8x 	X02306-01 ⑦ 	2x 	X01812-01 4249510 Kork 	P76117-01 K ← 40x56x7 A SL RD MVQ P76298-01 K → 40004373 70x85x8 A LD FPM P76060-01 N 40004940 30x52x7 AB SL RD FPM
1,3 149 A7.000	50 kW (68 PS)		01/85→	S31409-00 ⑫ ⑬ 5882782 D31409-00 ⑫ B30461-00 ⑬	H50004-00 87 Ø 	T05082-00 46430687 (5x) +46430688 (5x) 	X01619-01 7784728 X53017-01 7554851 Kork 	N90300-00 7553637 (8x) P76531-00 5930415	8x 	X51009-01 ⑦ 7665722 	2x 	X00688-01 7554364 Gummi X02252-01 4179038 Kork 	P76117-01 K ← 40x56x7 A SL RD MVQ P76273-01 K → 64x80x8 A SL LD MVQ P76060-01 N 40004940 30x52x7 AB SL RD FPM
1,3 188 A9.000 199 A2.000	51-55 kW (70-75 PS)	MUSA YPSILON YPSILON JTD	10/03-09/12	D36649-00 ⑫ 71729499 B36649-00 ⑬ 71736913 	H08120-00 55209070 70,5 Ø 0,72 mm MLS H18120-10 55209071 70,5 Ø 0,82 mm 1 MLS H28120-20 55209072 70,5 Ø 0,92 mm 2 MLS 	T08128-00 55192265 (10x) RIBE	X83008-01 73500063 Metall 	N92990-00 46556651 (16x) P76662-00 46556651	16x 	X87558-01 73501362 	X81490-01 73500058 	70-31414-10 	

LANCIA														
Ltr. 														
1,3 199 A3.000	66-77 kW (90-105 PS)	MUSA YPSILON	09/06-09/12	D37062-00 ⑫ 71744288  B37062-00 ⑬ 71744287 	H08120-00 55209070 70,5 Ø 0,72 mm MLS H18120-10 55209071 70,5 Ø 0,82 mm 1  MLS H28120-20 55209072 70,5 Ø 0,92 mm 2  MLS 	T08128-00 55192265 (10x) 	X83008-01 73500063 Metall 	N92990-00 46556651 (16x) P76662-00 46556651	16x			P77355-01 K ← 55186757 40x52x7 AB SL RD ACM FPM P77340-01 K → 55180937 78x100x9 A SL LD PTFE		
1,3 199 B1.000	70 kW (95 PS)	MUSA YPSILON	03/09→	D38343-00 ⑫ 71753908  B38343-00 ⑬ 71753767 	H08120-00 55209070 70,5 Ø 0,72 mm MLS H18120-10 55209071 70,5 Ø 0,82 mm 1  MLS H28120-20 55209072 70,5 Ø 0,92 mm 2  MLS 	T08128-00 55192265 (10x) 	X83008-01 73500063 Metall 	N92990-00 46556651 (16x) P76662-00 46556651	16x	X59540-01 71749369 	4x	X81490-01 73500058 	70-31414-10 	P77355-01 K ← 55186757 40x52x7 AB SL RD ACM FPM P77340-01 K → 55180937 78x100x9 A SL LD PTFE
1,3 831 B.000	55 kW (75 PS)	DELTA	09/79-08/92	S30464-00 ⑫ ⑬ 5892412 D30464-00 ⑫ 5892374 B30461-00 ⑬	H01975-00 7588550 1,2 mm H11975-10 4479025 87,5 Ø 1,8 mm 	T05082-00 46430687 (5x) +46430688 (5x) 	X01619-01 7784728  X59441-01 4448677 Kork 	N90300-00 7553637 (8x) P76531-00 5930415	8x	X01617-01 ⑦ 4309031 	2x	X02252-01 4179038 Kork 	P76117-01 K ← 40x56x7 A SL RD MVQ P76273-01 K → 64x80x8 A SL LD MVQ P76060-01 N 40004940 30x52x7 AB SL RD FPM	
1,4 160 A1.046 836 A4.000	51 kW (69 PS)	DELTA	10/94-08/99	S31999-00 ⑫ ⑬ 5893279 D31999-00 ⑫ B31999-00 ⑬	H00639-00 7666858 81 Ø 	T05082-00 46430687 (5x) +46430688 (5x) 	X53172-01 7784728 Kork  X53175-01 I 	N90300-00 7553637 (8x) P76531-00 5930415	8x	X51425-01 ⑦ 		X00688-01 7554364 Gummi 	P76117-01 K ← 40x56x7 A SL RD MVQ P76273-01 K → 64x80x8 A SL LD MVQ P76060-01 N 40004940 30x52x7 AB SL RD FPM	
1,4 192 B2.000	66 kW (90 PS)	MUSA	10/07-09/12	D36890-00 ⑫ 71747638 B36889-00 ⑬	H80695-00 55202800 73 Ø MLS 	T50944-00 7795992 (10x) 	X53735-01 55194045 	P76532-00 46440885	16x	M36889-00 71739944 		X52653-01 46526271 	70-31414-10 	P77405-01 K ← 71740681 27x37x7 AB RD FPM P77406-01 K →  46539824 FPM P77108-01 N 55195339 40x55x7 AB SL RD FPM

LANCIA													
Ltr.													
1,4 198 A1.000 198 A4.000	88-110 kW (120-150 PS)	DELTA	09/08-08/14	D37193-00 ⑫ 71749165 B36889-00 ⑬	H80779-00 55206232 73 Ø MLS 	T50944-00 7795992 (10x) 	X53735-01 55194045 	P76809-00 46470334	16x	M37193-00 77364551 	X82037-01 55210321 	70-31414-10 	P77405-01 K ← 71740681 27x37x7 AB RD FPM P77406-01 K → 46539824 FPM P77108-01 N 55195339 40x55x7 AB SL RD FPM
1,4 198 A7.000	103 kW (140 PS)	DELTA III	07/10-08/14	D80779-01 ⑫ B38590-00 ⑬	H80779-00 55206232 73 Ø MLS 	T50944-00 7795992 (10x) 	V59762-00 55233643 +55233644 (4x) 	N92991-01 46470334 (16x) P76809-00 46470334	16x	M37193-00 77364551 	X59812-01 55233663 	70-31414-10 	P77405-01 K ← 71740681 27x37x7 AB RD FPM P77406-01 K → 46539824 FPM P77408-01 N 55189997 31x55x7 AB SL RD FPM
1,4 350 A1.000	57 kW (78 PS)	MUSA YPSILON	09/05-09/12	D36972-00 ⑫ 71740655 B36892-00 ⑬ 71728839	H80651-00 55183371 72 Ø MLS 	T03969-00 7696197 (10x) 	V83092-00 71740678 +71740677 (4x) 	P76707-00 55190344	8x	M36901-00 77363787 	X51429-01 7749711 	2x 70-31414-10 	P77405-01 K ← 71740681 27x37x7 AB RD FPM P77152-01 K → 71754491 74x88x8 AB SL LD FPM P77108-01 N 55195339 40x55x7 AB SL RD FPM
1,4 828 A2.000	66 kW (90 PS)	BETA	08/73-07/76	S32004-00 ⑫ ⑬ 5880432 D32004-00 ⑫ 1900275 B32004-00 ⑬	H50283-00 4165456 82 Ø 		X00341-01 2x X07172-01 2x 4158646 Kork 	N90300-00 7553637 (8x) P76531-00 5930415	8x	X01587-01 4468501 	X04985-01 4177112 	X04965-01 4129756 Kork 	P76117-01 K ← 40x56x7 A SL RD MVQ P76303-01 K → 70x90x10 A LD ACM P76060-01 N 2x 40004940 30x52x7 AB SL RD FPM
1,4 828 D3.000	62 kW (84 PS)	BETA	12/81-12/84	S32003-00 ⑫ ⑬ 5881546 D32003-00 ⑫ 5881547 B32003-00 ⑬	H50282-00 4434956 80,5 Ø 		X00341-01 2x X07172-01 2x 4158646 Kork 	N90300-00 7553637 (8x) P76531-00 5930415	8x	X01587-01 I 4468501 X04982-01 A 4194060 X51433-01 	X04985-01 4177112 	X07553-01 4331606 Kork 	P76117-01 K ← 40x56x7 A SL RD MVQ P76303-01 K → 70x90x10 A LD ACM P76060-01 N 2x 40004940 30x52x7 AB SL RD FPM
1,4 840 A2.000 840 A4.000	55-59 kW (75-80 PS)	Y	03/96-09/03	S32693-00 ⑫ ⑬ 5895645 D32693-00 ⑫ 5895644 B32693-00 ⑬	H50762-00 7744000 83 Ø 	T50762-00 46420638 (10x) RIBE	X53492-01 7768026 NBR 	N92450-00 4357028 (12x) P76532-00 46440885	12x	X58334-01 46410891 	X51963-01 46414438 	70-31414-10 	P76444-01 K ← 7628850 31x41x7 AB SL RD FPM P77145-01 K → 71713041 93 LD FPM P76063-11 N 40004400 30x42x7 A SL RD FPM

LANCIA														
Ltr.														
1,4 843 A1.000	70 kW (95 PS)	MUSA YPSILON	10/03-09/12	D36889-00 ⑫ 71739945 →04/06 D36890-00 ⑫ 71747638 05/06→ B36889-00 ⑬	H80694-00 55197283 MLS →04/06 H80695-00 55202800 73 Ø MLS 05/06→ 	T50944-00 7795992 (10x) 	X53735-01 55194045 	P76809-00 46470334 →04/06 P76532-00 46440885 05/06→	16x 16x 	M36889-00 71739944 		X52653-01 46526271 	70-31414-10 	P77405-01 K ← 71740681 27x37x7 AB RD FPM P77406-01 K → 46539824 FPM P77108-01 N 55195339 40x55x7 AB SL RD FPM
1,5 138 C2.048	55 kW (75 PS)	PRISMA	09/85-02/92	S31205-00 ⑫ ⑬ 5882017 D31205-00 ⑫ 5882018 B31037-00	H05083-00 87 Ø 	T05082-00 46430687 (5x) +46430688 (5x) 	X01619-01 7784728 X59441-01 4448677 Kork 	N90300-00 7553637 (8x) P76531-00 5930415	8x	X51009-01 ⑦ 7665722 	2x	X02252-01 4179038 Kork 	P76117-01 K ← 40x56x7 A SL RD MVQ P76273-01 K → 64x80x8 A SL LD MVQ P76060-01 N 2x 40004940 30x52x7 AB SL RD FPM	
1,5 831 A1.000	63 kW (86 PS)	DELTA PRISMA	09/79-12/92	S31971-00 ⑫ ⑬ 5882673 D31971-00 ⑫ 5892381 B31037-00	H50005-00 7580221 86,7 Ø 	T05082-00 46430687 (5x) +46430688 (5x) 	X59441-01 4448677 Kork 	N91190-00 5930415 (8x) P76532-00 46440885	8x	X51425-01 ⑦ 		X02252-01 4179038 Kork 	P76117-01 K ← 40x56x7 A SL RD MVQ P76273-01 K → 64x80x8 A SL LD MVQ P76060-01 N 2x 40004940 30x52x7 AB SL RD FPM	
1,5 831 B1.000	59-63 kW (80-86 PS)	DELTA PRISMA	09/79-12/92	D31699-00 ⑫ B31037-00	H50005-00 7580221 86,7 Ø 	T05082-00 46430687 (5x) +46430688 (5x) 	X53017-01 7554851 Kork X53175-01 I 	N90300-00 7553637 (8x) P76531-00 5930415	8x	X51425-01 ⑦ 		X02252-01 4179038 Kork 	P76117-01 K ← 40x56x7 A SL RD MVQ P76273-01 K → 64x80x8 A SL LD MVQ P76060-01 N 2x 40004940 30x52x7 AB SL RD FPM	
1,5 831 B1.048	55 kW (75 PS)	PRISMA	09/85-02/92	S31971-00 ⑫ ⑬ 5882673 D31971-00 ⑫ 5892381 B31037-00	H50005-00 7580221 86,7 Ø 	T05082-00 46430687 (5x) +46430688 (5x) 	X59441-01 4448677 Kork 	N91190-00 5930415 (8x) P76532-00 46440885	8x	X51425-01 ⑦ 		X02252-01 4179038 Kork 	P76117-01 K ← 40x56x7 A SL RD MVQ P76273-01 K → 64x80x8 A SL LD MVQ P76060-01 N 2x 40004940 30x52x7 AB SL RD FPM	
1,6 159 B9.000 835 C1.000	55-66 kW (75-90 PS)	DEDRA DELTA	04/93-08/99	S32919-00 ⑫ ⑬ D32919-00 ⑫ 5894256 B32919-00 ⑬	H00593-10 46414567 87 Ø 	T05082-00 46430687 (5x) +46430688 (5x) 	X53175-01 I X53734-01 7738383 Kork 	N90300-00 7553637 (8x) P76531-00 5930415	8x	X51425-01 ⑦ 		X00688-01 7554384 Gummi 	P76117-01 K ← 40x56x7 A SL RD MVQ P76273-01 K → 64x80x8 A SL LD MVQ P76060-01 N 40004940 30x52x7 AB SL RD FPM	

LANCIA												
Ltr.												
1,6 182 A4.000 182 A6.000 182 B6.000	66-76 kW (90-103 PS)	DEDRA 16V DELTA DELTA 16V LYBRA LYBRA 16V	01/96-10/05	S32694-00 ⑫ ⑬ 71713032 Mot.→9508753 D32694-00 ⑫ 5895663 B32694-00 ⑬ Mot.→9508753	H50763-00 46410960 87 Ø 	T50763-00 7758731 (10x) Mot.→9508753 T05082-00 46430687 (5x) +46430688 (5x) Mot.9508754→ 	X53493-01 2x 46410960 7773831 	N92850-00 4357028 (16x) P76532-00 46440885	X58335-01 46410505 16x X58434-01 4x 46402220 	X51964-01 46412116 	X00688-01 7554364 Gummi Mot.→9508753 	P76117-01 K ← 40x56x7 A SL RD MVQ P76273-01 K → 64x80x8 A SL LD MVQ Mot.→9508753 P77321-01 K → 70x112/167x20 PTFE Mot.9508754→ P76060-01 N 2x 40004940 30x52x7 AB SL RD FPM
1,6 198 A2.000 944 A 3.000	77-88 kW (105-120 PS)	DELTA	09/08-08/14	D59714-01 ⑫ 71754668 B38531-00 ⑬ ⑮ 71749743 	H40656-00 55221093 80,5 Ø 0,82 mm 0 MLS H40656-10 55221094 80,5 Ø 0,92 mm 1 □ MLS H40656-20 55221095 80,5 Ø 1,02 mm 2 □ MLS 	T38336-00 55214378 (10X) RIBE	X59714-01 55205111 	N93126-00 55183812 (16x) P76812-00 55183812	16x M59515-00 71754211 	X59732-01 55210879 X59721-01 ⚠ 55206838 	70-31414-10 	P76444-01 K ← 7628850 31x41x7 AB SL RD FPM P77403-01 K → ⚠ 71718365 PTFE P77404-01 N 46802577 30x45x7 AB SL RD NBR
1,6 350 A2.000 350 A3.000	85-88 kW (116-120 PS)	MUSA	07/08-09/12	D59714-01 ⑫ 71754668 B38531-00 ⑬ ⑮ 71749743 	H40656-00 55221093 80,5 Ø 0,82 mm 0 MLS H40656-10 55221094 80,5 Ø 0,92 mm 1 □ MLS H40656-20 55221095 80,5 Ø 1,02 mm 2 □ MLS 	T38336-00 55214378 (10X) RIBE	X59714-01 55205111 	N93126-00 55183812 (16x) P76812-00 55183812	16x M59515-00 71754211 	X59732-01 55210879 	70-31414-10 	P76444-01 K ← 7628850 31x41x7 AB SL RD FPM P77403-01 K → ⚠ 71718365 PTFE P77404-01 N 46802577 30x45x7 AB SL RD NBR
1,6 828 B.000	74 kW (100-101 PS)	BETA TREVII	08/73-01/87	S30480-00 ⑫ ⑬ 5880452 Mot.C7504→ D30524-00 ⑫ 5880451 Mot.C7504→ B30480-00 ⑬ Mot.C7504→	H06980-00 4387624 1,35 mm Mot.C7504→ H16980-10 5951675 85 Ø 1,8 mm Mot.C7504→ 		X04986-01 2x 4388512 Mot.C7504→ X07172-01 2x 4158646 Kork Mot.C7504→ 	N90300-00 7553637 (8x) Mot.C7504→ P76531-00 5930415 Mot.C7504→	X04982-01 4194060 Mot.C7504→ 8x 	X04985-01 4177112 Mot.C7504→ X04955-01 ⚠ 4166914 Mot.C7504→ 	X07553-01 4331606 Kork Mot.C7504→ 	P76117-01 K ← 40x56x7 A SL RD MVQ Mot.C7504→ P76303-01 K → 70x90x10 A LD ACM Mot.C7504→ P76060-01 N 2x 40004940 30x52x7 AB SL RD FPM Mot.C7504→

LANCIA													
Ltr.													
1,6 831 A4.000	77 kW (105 PS) DELTA PRISMA	11/82-04/86	S31210-00 ⑫ ⑬ 5881903 D31210-00 ⑫ B32002-00 ⑬	H00427-00 5951675 	X04986-01 4388512 X07172-01 4158646 Kork 	N90300-00 7553637 (8x) P76531-00 5930415 	X04982-01 4194060 	X04985-01 4177112 	X07553-01 4331606 Kork 	P76117-01 K ← 40x56x7 A SL RD MVQ P76313-11 K → 40004300 74x90x10 AB SL LD FPM P76060-01 N 40004940 30x52x7 AB SL RD FPM	2x		
1,6 831 A7.000	96 kW (131 PS) DELTA Turbo	10/83-12/86	S31215-00 ⑫ ⑬ 5882700 D31215-00 ⑫ 5882240 B31215-00	H00340-00 4314165 	X00342-01 4158656 Kork X00363-01 7761853 	N90300-00 7553637 (8x) P76531-00 5930415 	X55012-01 7700197 	X04985-01 4177112 	X05073-01 5959226 Kork 	P76243-01 K ← 40004260 30x43x8 AB SL RD FPM P76303-01 K → 70x90x10 A LD ACM P76060-01 N 40004940 30x52x7 AB SL RD FPM	2x		
1,6 831 B6.000	73 kW (99 PS) PRISMA	08/86-02/92	S32002-00 ⑫ ⑬ D32002-00 ⑫ B32002-00 ⑬	H00340-00 4314165 	X00341-01 4158656 Kork X00342-01 4158656 Kork 	N90300-00 7553637 (8x) P76531-00 5930415 	X56943-01 7625504 	X04985-01 4177112 	X05073-01 5959226 Kork 	P76117-01 K ← 40x56x7 A SL RD MVQ P76303-01 K → 70x90x10 A LD ACM P76060-01 N 40004940 30x52x7 AB SL RD FPM	2x		
1,6 831 B7.000	80 kW (108-109 PS) DELTA PRISMA	05/86-12/89	S31209-00 ⑫ ⑬ 5882699 D31209-00 ⑫ 5882698 B31209-00 ⑬	H00340-00 4314165 	X00342-01 4158656 Kork X00363-01 7761853 	N90300-00 7553637 (8x) P76531-00 5930415 	X55012-01 7700197 	X04985-01 4177112 	X05073-01 5959226 Kork 	P76243-01 K ← 40004260 30x43x8 AB SL RD FPM P76303-01 K → 70x90x10 A LD ACM P76060-01 N 40004940 30x52x7 AB SL RD FPM	2x		
1,6 831 B7.046	97 kW (132 PS) DELTA Turbo	04/87-03/89	S31995-00 ⑫ ⑬ 5882032 D31995-00 ⑫ 5882033 B31995-00 ⑬	H50287-00 5953040 85 Ø 	X00341-01 4158656 Kork X07172-01 4158646 Kork 	N90300-00 7553637 (8x) P76531-00 5930415 	X04982-01 4194060 	X04985-01 4177112 	X07553-01 4331606 Kork 	P76243-01 K ← 40004260 30x43x8 AB SL RD FPM P76303-01 K → 70x90x10 A LD ACM P76060-01 N 40004940 30x52x7 AB SL RD FPM	2x		
1,6 835 A1.000 835 A1.046	57-66 kW (78-90 PS) DEDRA	08/89-06/94	S31219-00 ⑫ ⑬ 5892378 D31219-00 ⑫ 5892379 B31976-00 ⑬	H00593-10 46414567 87 Ø 	X00665-01 7797034 Kork X01619-01 7784728 	N90300-00 7553637 (8x) P76531-00 5930415 	X00667-01 ⑦ 7772495 	X00688-01 7554364 Gummi 	P76117-01 K ← 40x56x7 A SL RD MVQ P76273-01 K → 64x80x8 A SL LD MVQ P76060-01 N 40004940 30x52x7 AB SL RD FPM	2x			

LANCIA												
Ltr.												
1,6 955 A4.000 [NEW]	85 kW (116 PS)	DELTA III (844)	08/08-08/14	D59714-01 ⑫ 71754668 B38531-00 ⑬ ⑮ 71749743 	H40656-00 55221093 80,5 Ø 0,82 mm 0 MLS H40656-10 55221094 80,5 Ø 0,92 mm 1 □ MLS H40656-20 55221095 80,5 Ø 1,02 mm 2 □ MLS 	T38336-00 55214378 (10x) RIBE	X59714-01 55205111 	N93126-00 55183812 (16x) P76812-00 55183812	M59515-00 71754211 16x 	X59732-01 55210879 	70-31414-10 	P77403-01 K → 71718365 PTFE P77404-01 N 46802577 30x45x7 AB SL RD NBR
1,8 182 A2.000 183 A1.000 839 A4.000	83-96 kW (113-131 PS)	DEDRA GT 16V DEDRA 16V DELTA 16V LYBRA 16V	03/96-10/05	S32695-00 ⑫ ⑬ ⑳ D32695-00 ⑫ 5895243 B32695-00 ⑬	H50764-00 60608894 83 Ø 	T50764-00 7710582 (10x) RIBE	X53205-01 4x 7715492 NBR X53494-01 60586217 NBR 	N92850-00 4357028 (16x) P76532-00 46440885	X58336-01 60659747 16x 	X51965-01 60611531 	70-31414-10 	P76444-01 K ← 7628850 31x41x7 AB SL RD FPM P77145-01 K → 71713041 93 LD FPM P76063-11 N 2x 40004400 30x42x7 A SL RD FPM P76443-01 N 55x68x8 A SL RD FPM
1,8 835 A2.000	80 kW (109 PS)	DEDRA	09/89-06/94	S32001-00 ⑫ ⑬ 60777803 D32001-00 ⑫ 5892007 B32001-00 ⑬	H50125-00 5891307 85 Ø 	T00340-00 60807357 (10x) RIBE	X51145-01 2x 7684064 X53086-01 7715789 NBR 	N90300-00 7553637 (8x) P76531-00 5930415	X55012-01 2x 7700197 8x X56922-01 	X04985-01 4177112 	X54004-01 7646248 Kork 	P76243-01 K ← 40004260 30x43x8 AB SL RD FPM P76291-01 K ← 40004320 30x44x8 LD FPM P76313-11 K → 40004300 74x90x10 AB SL LD FPM P76060-01 N 2x 40004940 30x52x7 AB SL RD FPM
1,8 835 C4.000 836 A6.000 836 C4.000	66 kW (90 PS)	DELTA	07/94-08/99	S32927-00 ⑫ ⑬ 5893003 B32927-00 ⑬	H50125-00 5891307 85 Ø 		X00342-01 2x 4158656 Kork X51145-01 2x 7684064 X53086-01 2x 7715789 NBR 	N90300-00 7553637 (8x) P76531-00 5930415	X55012-01 8x 7700197 	X04985-01 4177112 	X05073-01 5959226 Kork 	P76446-01 K ← 40004260 30x43x8 AB SL RD FPM P76313-11 K → 40004300 74x90x10 AB SL LD FPM

LANCIA												
Ltr.												
1,8 835 C5.000 66 kW (90 PS)	DEDRA	08/93-07/99	B32930-00 ¹³	H50125-00 5891307 85 Ø 	X00342-01 4158656 Kork 	N91190-00 5930415 (8x) P76532-00 46440885 	X55012-01 7700197 	X04985-01 4177112 				
1,8 836 A2.046 836 A5.000	DEDRA	07/94→		H50125-00 5891307 85 Ø 	X53086-01 7715789 NBR 	N90300-00 7553637 (8x) P76531-00 5930415 	X55012-01 7700197 	X04985-01 4177112 				
1,8 839 A7.000 839 A9.000	LYBRA 16V	07/99-10/05	D36634-00 ¹² 71717900 B32900-00 ¹³	H80426-00 60664642 84 Ø MLS 	T50764-00 7710582 (10x) RIBE	X53205-01 7715492 NBR 	N92850-00 4357028 (16x) P76532-00 46440885 	X58336-01 60659747 				
1,8 939 B1.000	DELTA	01/09-08/14		H40664-00 55215398 MLS 	T40664-00 55214072 (10x) RIBE	70-31414-10 						
						M38527-00 77365293 	X59790-01 55214576 	70-31414-10 	P76444-01 K ← 7628850 31x41x7 AB SL RD FPM P77403-01 K →			
1,9 AR 32302	LYBRA JTD	07/99-09/00	S32911-00 ¹² ¹³ 71712830 	H03637-00 60814599 1,6 mm MLS H13637-10 60814600 1,7 mm 1	T03925-00 7775920 (10x) RIBE	X53554-01 7737607 	N90300-00 7553637 (8x) P76531-00 5930415 	X58963-01 71738458 				
			D32911-00 ¹² 71712831 	H23637-20 60814601 83 Ø 1,8 mm 2				X51966-01 46467747 	70-31414-10 	P76444-01 K ← 7628850 31x41x7 AB SL RD FPM P77145-01 K →		
			B32911-00 ¹³							P77108-01 N 2x 55195339 40x55x7 AB SL RD FPM	P76063-11 N 40004400 30x42x7 A SL RD FPM	

LANCIA												
Ltr.												
1,9 160 D1.000 835 A4.000 835 A4.046	66 kW (90 PS) DEDRA TDS DELTA TD	04/89-08/99	S31218-00 ⑫ ⑬ 5892422 D31218-00 ⑫ B31218-00 ⑬	H00592-00 7630180 1,65 mm H10592-10 7630181 1,8 mm 1 H20592-20 7630182 83,2 Ø 1,95 mm 2 	T05055-00 7653650 (10x) RIBE	X05059-01 4394109 	N90300-00 7553637 (8x) P76531-00 5930415	8x	X85522-01 ⑦ 46462772 	X05073-01 5959226 Kork X54008-01 7647596 Gummi 	P76243-01 K ← 40004260 30x43x8 AB SL RD FPM P76313-11 K → 40004300 74x90x10 AB SL LD FPM P76060-01 N 40004940 30x52x7 AB SL RD FPM	
1,9 188 B2.000	74 kW (101 PS) MUSA	10/04-09/12	S36185-00 ⑫ ⑬ 71716050 D37068-00 ⑫ 71718658 Mot.→4081110 D37069-00 ⑫ 71739971 Mot.4081111→ B36888-00 ⑬ ⑳ 71730213	H07600-00 46749904 0,82 mm MLS H17600-10 46749905 0,92 mm 1 MLS H27600-20 46749906 83 Ø 1,02 mm 2 MLS 	T03925-00 7775920 (10x) Mot.→5693776 RIBE T08135-00 55214216 (10x) Mot.5693777→ RIBE	X53789-01 46552748 NBR Mot.→4081110 X83130-01 55197598 NBR Mot.4081111→ 	N90300-00 7553637 (8x) P76531-00 5930415	8x	X58963-01 71738458 	X51966-01 46467747 	70-31414-10 	P76444-01 K ← 7628850 31x41x7 AB SL RD FPM P77145-01 K → 71713041 93 LD FPM P76063-11 N 40004400 30x42x7 A SL RD FPM
1,9 831 D.000	48 kW (65 PS) PRISMA D	01/83-02/92	S31206-00 ⑫ ⑬ 5882358 D31206-00 ⑫ 5882049 B31206-00 ⑬	H05055-00 5962711 1,65 mm H15055-10 5962712 1,8 mm 1 H25055-20 5962713 84,3 Ø 1,95 mm 2 	T05055-00 7653650 (10x) RIBE	X05059-01 4394109 	N90300-00 7553637 (8x) P76531-00 5930415	8x	X05058-01 ⑦ 46462772 	2x	X05073-01 5959226 Kork X54008-01 7647596 Gummi 	P76243-01 K ← 40004260 30x43x8 AB SL RD FPM P76313-11 K → 40004300 74x90x10 AB SL LD FPM P76060-01 N 40004940 30x52x7 AB SL RD FPM
1,9 831 D1.000	59 kW (80 PS) DELTA TD PRISMA TD	05/85-12/89	S31213-00 ⑫ ⑬ 5892426 D31213-00 ⑫ 5882208 B31213-00 ⑬	H05055-00 5962711 1,65 mm H15055-10 5962712 1,8 mm 1 H25055-20 5962713 84,3 Ø 1,95 mm 2 	T05055-00 7653650 (10x) RIBE	X00584-01 5980056 	N90300-00 7553637 (8x) P76531-00 5930415	8x	X05058-01 ⑦ 46462772 	2x	X05073-01 5959226 Kork 	P76243-01 K ← 40004260 30x43x8 AB SL RD FPM P76313-11 K → 40004300 74x90x10 AB SL LD FPM P76060-01 N 40004940 30x52x7 AB SL RD FPM

LANCIA												
Ltr.												
1,9 844 A1.000	140 kW (190 PS)	DELTA	01/09-08/14	D59714-00 71752999 B38542-00 13 35 71752104 +71718365 	H40672-00 55206445 0,95 mm 0 MLS H40672-10 55206455 1,05 mm 1 □ MLS H40672-20 55206456 1,15 mm 2 □ MLS 	T08135-00 55214216 (10x) RIBE	X59714-01 55205111 	N93126-00 55183812 (16x) P76812-00 55183812 16x 	M59515-00 71754211 16x 	X59732-01 55210879 	70-31414-10 	P76444-01 K ← 7628850 31x41x7 AB SL RD FPM P77403-01 K → 71718365 PTFE P77404-01 N 46802577 30x45x7 AB SL RD NBR
1,9 937 A2.000	85 kW (116 PS)	LYBRA JTD	05/01-10/05	S36185-00 12 13 71716050 D36185-00 12 71716051 B32911-00 13	H07600-00 46749904 0,82 mm MLS H17600-10 46749905 0,92 mm 1 ■ MLS H27600-20 46749906 83 Ø 1,02 mm 2 ■ MLS 	T03925-00 7775920 (10x) RIBE	X53789-01 46552748 NBR 	N90300-00 7553637 (8x) P76531-01 5930415 8x 	X58963-01 71738458 8x 	X51966-01 46467747 	70-31414-10 	P76444-01 K ← 7628850 31x41x7 AB SL RD FPM P77145-01 K → 71713041 93 LD FPM P76063-11 N 40004400 30x42x7 A SL RD FPM
2,0 RFN RFN (EW10J4)(136 PS)	100 kW (136 PS)	PHEDRA ZETA 16V	07/00-11/10	S36504-00 12 13 D36504-00 12 B36503-00 13	H80351-00 9636017380 85,5 Ø MLS 	T07586-00 9647888280 (10x) 	X53933-01 L 9463377480 X53934-01 R 9463377580 	N92657-00 0956.45 (16x) P76657-00 0956.45 16x 	X86822-01 9463260280 4x 	X81109-01 9464038380 	70-31414-10 	P77304-02 K ← 40x55x6 A SL RD PTFE P76386-01 K → 9614194980 90x110x7 A SL LD FPM P76133-01 N 97510802 36x50x7 A RD FPM 2x
2,0 RFV (XU10J4R)	97 kW (132 PS)	ZETA 16V	05/98-07/00	S32981-00 12 13 Mot.→7965 S36401-00 12 13 Mot.7966→ D32981-00 12 Mot.→7965 D36401-00 12 Mot.7966→ B32982-00 13 Mot.→7965 B32981-00 13 Mot.7966→	H80031-00 87 Ø 1,2 mm H80031-10 87 Ø 1,45 mm 	T50162-00 9605999480 (10x) 	X53731-01 L 9463330280 Mot.7966→ Mot.→7965 X53732-01 R 9463330180 Mot.7966→ Mot.→7965 	N92657-00 0956.45 (16x) Mot.7966→ P76750-00 Mot.→7965 P76657-00 0956.45 Mot.7966→	X58967-01 Mot.→7965 16x X86611-01 9569108380 Mot.7966→ 16x 	X52325-01 Mot.→7965 X52324-01 9569136880 Mot.7966→ 	70-31414-10 	P76151-01 K ← 9614194980 42x62x7 A RD FPM P76386-01 K → 9614194980 90x110x7 A SL LD FPM P76133-01 N 97510802 36x50x7 A RD FPM 2x

LANCIA												
Ltr.												
2,0 RGX (XU10J2TE) 108 kW (147 PS)	ZETA Turbo	05/95-09/02	S32982-00 ¹² ¹³ 0197.H2 D32982-00 ¹² 5894989 B32982-00 ¹³ Mot.7665→	H80032-00 87 Ø 1,2 mm 2x	T08280-00 9607384680 (10x) 	X01021-01 9400249489 	N90300-00 7553637 (8x) P76531-00 5930415	X56528-01 9612595180 8x Mot.→7664 X58564-01 9569138780 		70-31414-10 	P76151-01 K ← 9614194980 42x62x7 A RD FPM P76386-01 K → 9614194980 90x110x7 A SL LD FPM P76128-11 N 9153892580 32x45x8 A LD FPM P76133-01 N 97510802 36x50x7 A RD FPM	
2,0 RHK (DW10UTED4)(120-136 PS) RHR (DW10BTED4)	PHEDRA PHEDRA JTD	06/06-11/10	S37090-00 ¹² ¹³ 	H01900-00 9644450580 86 Ø 1,25 mm 2 MLS H11900-10 9644450680 86 Ø 1,3 mm 3 MLS H21900-20 9644450780 86 Ø 1,35 mm 4 MLS H31900-30 9644450880 86 Ø 1,4 mm 5 MLS 	T05133-00 9802033280 (10x) 	V37090-00 	N92635-01 9400956489 (16x) P76698-00 9400956489	16x	X81070-01 9400349129 	70-31414-10 	P77464-01 K ← 9614194980 42x62x7 A SL RD PTFE P77465-01 K → 9400127459 90x110x7 A SL LD PTFE P77142-01 N 9400807289 27x47x7 A SL RD FPM	
2,0 RHM (DW10ATED4) (107 PS)	PHEDRA JTD	07/03-11/10	S36517-00 ¹² ¹³ 9463378980 D36517-00 ¹² 9463380080 B36517-00 ¹³	H01900-00 9644450580 86 Ø 1,25 mm 2 MLS H11900-10 9644450680 86 Ø 1,3 mm 3 MLS H21900-20 9644450780 86 Ø 1,35 mm 4 MLS H31900-30 9644450880 86 Ø 1,4 mm 5 MLS 	T17586-00 9646397880 	X53953-01 9463380380 	N92635-00 P76698-00 9400956489	2x 16x	X81070-01 9400349129 	70-31414-10 	P76151-01 K ← 9614194980 42x62x7 A RD FPM P76386-01 K → 9614194980 90x110x7 A SL LD FPM P77142-01 N 9400807289 27x47x7 A SL RD FPM	

LANCIA												
Ltr.												
2,0 RHW (DW10ATED4) (109 PS)	80 kW PHEDRA JTD ZETA JTD	09/99-11/10	S36517-00 ¹² ¹³ 9463378980 D36517-00 ¹² 9463380080 B36517-00 ¹³	H01900-00 9644450580 86 Ø 1,25 mm 2 MLS H11900-10 9644450680 86 Ø 1,3 mm 3 MLS H21900-20 9644450780 86 Ø 1,35 mm 4 MLS H31900-30 9644450880 86 Ø 1,4 mm 5 MLS 	T17586-00 9646397880 	X53953-01 9463380380 	N92635-00 P76698-00 9400956489 16x		X81070-01 9400349129 	70-31414-10 	P76151-01 K ← 9614194980 42x62x7 A RD FPM P76386-01 K → 9614194980 90x110x7 A SL LD FPM P77142-01 N 9400807289 27x47x7 A SL RD FPM	
2,0 RHZ (DW10ATED) (109 PS)	80 kW ZETA	04/00-09/02	S32989-00 ¹² 9569752880 Mot.→8331 S36550-00 ¹² ¹³ Mot.8332→ D32989-00 ¹² 9569752780 Mot.→8331 D36550-00 ¹² Mot.8332→ B32989-00 ¹³	H05133-00 9635967180 1,3 mm 1 MLS H05133-10 9635967280 1,35 mm 2 MLS H05133-20 9635967380 1,4 mm 3 MLS H15133-30 9635967480 1,45 mm 4 MLS H15133-40 9635967580 86 Ø 1,5 mm 5 MLS 	T05133-00 9802033280 (10x) 	X53885-01 9630142380 	N92991-00 Mot.→8331 N92635-00 Mot.8332→ P76662-00 46556651 Mot.→8331 P76698-00 9400956489 Mot.8332→ 8x 8x	X58968-01 9569623180 	X52326-01 9569626380 	70-31414-10 	P76151-01 K ← 9614194980 42x62x7 A RD FPM P76386-01 K → 9614194980 90x110x7 A SL LD FPM P77142-01 N 9400807289 27x47x7 A SL RD FPM	
2,0 175 A3.000 838 A1.000	107-162 kW KAPPA 20V KAPPA 20V Turbo	10/94-10/01	S32697-00 ¹² ¹³ 5894838 D32697-00 ¹² 5894837 B32697-00 ¹³	H50281-00 7766268 84 Ø 	T50764-00 7710582 (10x) RIBE	X53173-01 7766236 NBR X53205-01 7715492 NBR 5x	P76532-00 46440885 20x	X55997-01 7765227 	X51435-01 7772358 	70-31414-10 	P76444-01 K ← 7628850 31x41x7 AB SL RD FPM P77145-01 K → 71713041 93 LD FPM P76060-01 N 2x 40004940 30x52x7 AB SL RD FPM P76443-01 N 55x68x8 A SL RD FPM	

LANCIA														
Ltr.														
2,0 182 B7.000	113 kW (154 PS)	LYBRA 20V	07/99-09/00	B32913-00 ¹³ 7766268 83 Ø	H50765-00 7766268 83 Ø	T80611-00 7710582 (12x)	X53736-01 46464114 NBR	P76532-00 46440885	20x X58976-01 7765227	X51435-01 7772358	70-31414-10	P76444-01 K ← 7628850 31x41x7 AB SL RD FPM P77145-01 K → 71713041 93 LD FPM P76063-11 N 40004400 30x42x7 A SL RD FPM P76443-01 N 55x68x8 A SL RD FPM		
2,0 198 A5.000 198 A8.000	121 kW (165 PS)	DELTA	09/08-08/14	D59714-01 ¹² 71754668 B38531-00 ^{13 35} 71749743 	H01408-00 55211409 84 Ø 0,95 mm 0 MLS H11408-10 55211410 84 Ø 1,05 mm 1 MLS H21408-20 55211411 84 Ø 1,15 mm 2 MLS	T08135-00 55214216 (10x)	X59714-01 55205111	N93126-00 55183812 (16x) P76812-00 55183812	16x M59515-00 71754211	X59732-01 55210879 X59722-01 55212785	70-31414-10	P76444-01 K ← 7628850 31x41x7 AB SL RD FPM P77403-01 K → 71718365 PTFE P77404-01 N 46802577 30x45x7 AB SL RD NBR		
2,0 828 B1.000	85-88 kW (115-120 PS)	BETA	04/76-10/86	S30480-00 ^{12 13} 5880452 Mot.C7504→ D30524-00 ¹² 5880451 Mot.C7504→ B30480-00 ¹³ Mot.C7504→	H06980-00 4387624 1,35 mm Mot.C7504→ H16980-10 5951675 85 Ø 1,8 mm Mot.C7504→		X04986-01 2x 4388512 Mot.C7504→ X07172-01 2x 4158646 Kork Mot.C7504→	N90300-00 7553637 (8x) Mot.C7504→ P76531-00 5930415 Mot.C7504→	8x X04982-01 4194060 Mot.C7504→	X04985-01 4177112 Mot.C7504→ X04955-01 4166914 Mot.C7504→	X07553-01 4331606 Kork Mot.C7504→	P76117-01 K ← 40x56x7 A SL RD MVQ Mot.C7504→ P76303-01 K → 70x90x10 A LD ACM Mot.C7504→ P76060-01 N 2x 40004940 30x52x7 AB SL RD FPM Mot.C7504→		
2,0 828 B4.000	90 kW (122 PS)	BETA TREVI	05/80-01/87	S32006-00 ^{12 13} 5881913 D32006-00 ¹² 5881916 B32006-00 ¹³	H00427-00 5951675	T00340-00 60807357 (10x)	X00341-01 2x X07172-01 2x 4158646 Kork	N90300-00 7553637 (8x) P76531-00 5930415	8x X56989-01 2x 4194060	X04985-01 4177112	X07553-01 4331606 Kork	P76117-01 K ← 40x56x7 A SL RD MVQ P76313-11 K → 40004300 74x90x10 AB SL LD FPM P76060-01 N 2x 40004940 30x52x7 AB SL RD FPM		
2,0 828 B7.000	99 kW (135 PS)	TREVI	08/83-05/85	S31979-00 ^{12 13} 5882036 D31979-00 ¹² 5882037	H50265-00 5891274 85 Ø		X00341-01 2x X07172-01 2x 4158646 Kork	N90300-00 7553637 (8x) P76531-00 5930415	8x X51449-01	X04985-01 4177112	X07553-01 4331606 Kork	P76117-01 K ← 40x56x7 A SL RD MVQ P76313-11 K → 40004300 74x90x10 AB SL LD FPM P76060-01 N 2x 40004940 30x52x7 AB SL RD FPM		

LANCIA																
2,0 831 B4.000 831 B5.000 831 C5.046 835 A7.000 835 A7.046 835 A8.000 835 A8.046	85-130 kW (115-177 PS)	DEDRA DEDRA Turbo DELTA PRISMA	04/86-07/99	B32930-00 ¹³	H50125-00 5891307 85 Ø 	T00340-00 60807357 (10x) 	X00342-01 4158656 Kork 	2x	N91190-00 5930415 (8x) P76532-00 46440885	8x	X55012-01 7700197 	2x	X04985-01 4177112 	X07553-01 4331606 Kork 	P76243-01 K ← 40004260 30x43x8 AB SL RD FPM P76313-11 K → 40004300 74x90x10 AB SL LD FPM P76090-01 N 32x52x7 FPM	2x
2,0 831 C5.000	133 kW (181 PS)	DELTA	10/87-02/89	S31996-00 ^{12 13} 5891877 D31996-00 ¹² 5891876 B31996-00 ¹³	H00340-00 4314165 	T00340-00 60807357 (10x) 	X00363-01 7761853 X07172-01 4158646 Kork 	2x	N90300-00 7553637 (8x) P76531-00 5930415	8x	X55012-01 7700197 	2x	X04985-01 4177112 	X54004-01 7646248 Kork X54136-01 Gummi Kork 	P76243-01 K ← 40004260 30x43x8 AB SL RD FPM P76060-01 N 40004940 30x52x7 AB SL RD FPM	
2,0 831 D5.000	144 kW (196 PS)	DELTA 16V	03/89-09/91	S31998-00 ^{12 13} 5893560 D31998-00 ¹² 5891891 B31998-00 ¹³	H00340-00 4314165 	T50125-00 60807621 (10x) 	V38045-00 X53019-01 7575382 NBR 		N90300-00 7553637 (8x) P76532-00 46440885	16x	X56788-01 7646020 		X51004-01 7575386 	X05073-01 5959226 Kork X54037-01 Kork 	P76243-01 K ← 40004260 30x43x8 AB SL RD FPM P76313-11 K → 40004300 74x90x10 AB SL LD FPM P76063-11 N 40004400 30x42x7 A SL RD FPM	2x
2,0 834 B.000 834 B.146	85-88 kW (115-120 PS)	THEMA	11/84-05/92	S31207-00 ^{12 13} 5882329 D31207-00 ¹² 5882328 B31207-00 ¹³	H00340-00 4314165 	T00340-00 60807357 (10x) 	X00341-01 X00342-01 4158656 Kork 	2x	N90300-00 7553637 (8x) P76531-00 5930415	8x	X55012-01 7700197 		X04985-01 4177112 	X05073-01 5959226 Kork 	P76243-01 K ← 40004260 30x43x8 AB SL RD FPM P76313-11 K → 40004300 74x90x10 AB SL LD FPM P76060-01 N 40004940 30x52x7 AB SL RD FPM	2x
2,0 834 B2.000	108 kW (147 PS)	THEMA THEMA 16V	05/88-08/92	S31400-00 ^{12 13} 5893401 B31400-00 ¹³	H00340-00 4314165 	T50125-00 60807621 (10x) 	V38045-00 X53019-01 7575382 NBR 		N92850-00 4357028 (16x) P76532-00 46440885	16x	X55014-01 7715139 	2x	X51004-01 7575386 	X54004-01 7646248 Kork 	P76243-01 K ← 40004260 30x43x8 AB SL RD FPM P76313-11 K → 40004300 74x90x10 AB SL LD FPM P76063-11 N 40004400 30x42x7 A SL RD FPM	2x

LANCIA														
Ltr.				1										
2,0 834 B2.246 834 C1.000	104-133 kW (141-181 PS)	THEMA THEMA 16V THEMA 16V Turbo	12/88-05/92	B32930-00 ¹³	H50125-00 5891307 85 Ø 	T00340-00 60807357 (10x) 	V38045-00 X00342-01 4158656 Kork 	N91190-00 5930415 (8x) P76532-00 46440885	X55012-01 7700197 8x 		X04985-01 4177112 	X07553-01 4331606 Kork 	P76243-01 K ← 40004260 30x43x8 AB SL RD FPM P76313-11 K → 40004300 74x90x10 AB SL LD FPM P76090-01 N 32x52x7 FPM	2x
2,0 834 C.000 834 C.146	110-122 kW (150-166 PS)	THEMA Turbo THEMA 16V Turbo	11/84-03/92	S31208-00 ^{12 13} 5893330 D31208-00 ¹²	H00340-00 4314165 	T00340-00 60807357 (10x) 	X00342-01 4158656 Kork X00363-01 7761853 	N90300-00 7553637 (8x) P76531-00 5930415	X55012-01 7700197 8x 		X04985-01 4177112 	X05073-01 5959226 Kork 	P76117-01 K ← 40x56x7 A SL RD MVQ P76313-11 K → 40004300 74x90x10 AB SL LD FPM P76060-01 N 40004940 30x52x7 AB SL RD FPM	2x
2,0 834 F1.000	112 kW (152 PS)	THEMA 16V	05/92-07/94	S31400-00 ^{12 13} 5893401 →08/92 S31399-00 ^{12 13} 5893775 07/92→ D31399-00 ¹² 5892352 08/92→ B31400-00 ¹³ →07/92 B31399-00 ¹³ 08/92→	H00340-00 4314165 →07/92 H50125-00 5891307 85 Ø 08/92→ 	T50125-00 60807621 (10x) 	V38045-00 X53019-01 7575382 NBR 	N92850-00 4357028 (16x) P76532-00 46440885	X55014-01 7715139 2x 		X51004-01 7575386 	X54004-01 7646248 Kork 	P76243-01 K ← 40004260 30x43x8 AB SL RD FPM P76313-11 K → 40004300 74x90x10 AB SL LD FPM P76063-11 N 40004400 30x42x7 A SL RD FPM	2x
2,0 834 F1.000 834 F2.000	112-148 kW (152-201 PS)	THEMA 16V THEMA 16V Turbo	08/92-07/94	S31399-00 ^{12 13} 5893775 D31399-00 ¹² 5892352 B31399-00 ¹³	H50125-00 5891307 85 Ø 	T50125-00 60807621 (10x) 	V38045-00 X53019-01 7575382 NBR 	N92850-00 4357028 (16x) P76532-00 46440885	X55014-01 7715139 2x 		X51004-01 7575386 	X54004-01 7646248 Kork 	P76243-01 K ← 40004260 30x43x8 AB SL RD FPM P76313-11 K → 40004300 74x90x10 AB SL LD FPM P76063-11 N 40004400 30x42x7 A SL RD FPM	2x
2,0 835 A5.046	83 kW (113 PS)	DEDRA	09/89-07/99	S31982-00 ^{12 13} B31982-00 ¹³	H00340-00 4314165 	T00340-00 60807357 (10x) 	X00342-01 4158656 Kork X51145-01 7684064 	N90300-00 7553637 (8x) P76531-00 5930415	X55012-01 7700197 8x 		X04985-01 4177112 	X05073-01 5959226 Kork 	P76243-01 K ← 40004260 30x43x8 AB SL RD FPM P76313-11 K → 40004300 74x90x10 AB SL LD FPM P76060-01 N 40004940 30x52x7 AB SL RD FPM	2x

LANCIA													
Ltr.													
2,0 836 A2.000	137 kW (186 PS)	DELTA 16V Turbo	06/93-08/99	S32931-00 ¹² ¹³ 5893768 B32931-00 ¹³	H00340-00 4314165 	T50125-00 60807621 (10x) 	V38045-00 X53019-01 7575382 NBR 	N92850-00 4357028 (16x) P76532-00 46440885	16x	X56788-01 7646020 		X54004-01 7646248 Kork 	P76243-01 K ← 40004260 30x43x8 AB SL RD FPM P76313-11 K → 40004300 74x90x10 AB SL LD FPM P76063-11 N 40004400 30x42x7 A SL RD FPM
2,0 836 A3.000	102 kW (139 PS)	DEDRA DEDRA 16V DELTA 16V	06/93-08/99	S31687-00 ¹² ¹³ 5893768 D31687-00 ¹² 5893400	H50125-00 5891307 85 Ø 	T50125-00 60807621 (10x) 	V38045-00 X53019-01 7575382 NBR 	N92850-00 4357028 (16x) P76532-00 46440885	16x	X56788-01 7646020 	X51004-01 7575386 	X54004-01 7646248 Kork 	P76243-01 K ← 40004260 30x43x8 AB SL RD FPM P76313-11 K → 40004300 74x90x10 AB SL LD FPM P76063-11 N 40004400 30x42x7 A SL RD FPM
2,0 838 A4.000	151 kW (205 PS)	KAPPA 16V Turbo	02/95-10/01	S31981-00 ¹² ¹³ 5893401 D31981-00 ¹²	H50125-00 5891307 85 Ø 	T50125-00 60807621 (10x) 	V38045-00 X53019-01 7575382 NBR 	N92850-00 4357028 (16x) P76532-00 46440885	16x	X55014-01 7715139 	X51004-01 7575386 	X54004-01 7646248 Kork 	P76243-01 K ← 40004260 30x43x8 AB SL RD FPM P76313-11 K → 40004300 74x90x10 AB SL LD FPM P76063-11 N 40004400 30x42x7 A SL RD FPM
2,0 841 E.000	136 kW (185 PS)	THESIS Turbo	07/02-07/09	D37074-00 ¹² 71737153 B36637-00 ¹³ 71730149	H80739-00 55187705 83 Ø MLS 	T80611-00 7710582 (12x) 	X53736-01 46464114 NBR 	N92111-00 4357028 (20x) P76532-00 46440885	20x	X58976-01 7765227 	X51435-01 7772358 	70-31414-10 	P76444-01 K ← 7628850 31x41x7 AB SL RD FPM P77403-01 K → 71718365 PTFE P76063-11 N 40004400 30x42x7 A SL RD FPM P76443-01 N 55x68x8 A SL RD FPM

LANCIA												
Ltr.												
2,1 P 8 C	80 kW (109 PS)	ZETA TD	05/96-09/99	<p>S31584-00 ¹² ¹³ 95655248</p> <p></p> <p>D31584-00 ¹² 9400348969</p> <p></p> <p>B31584-00 ¹³</p>	<p>H07761-00 1,35 mm MLS</p> <p>H07761-10 1,52 mm MLS</p> <p>H07761-20 1,57 mm MLS</p> <p>H17761-30 1,62 mm MLS</p> <p>H17761-40 1,67 mm MLS</p> <p>H17761-50 9620480980 1,73 mm MLS</p> <p>H27761-60 86 Ø 1,77 mm MLS</p>	<p>T02356-00 9638586480</p>	<p>X53584-01 9608064880</p>	<p>N91210-00 P76531-00 5930415</p>	<p>X56183-01 9400348969</p> <p>12x </p>	<p>X51245-01 9400348969</p>	<p>X07793-01 96042653</p>	<p>P76151-01 K ← 9614194980 42x62x7 A RD FPM</p> <p>P76386-01 K → 9614194980 90x110x7 A SL LD FPM</p> <p>P76099-11 N 2x 94002361 35x50x8 A SL WD FPM</p>
2,2 4HP 4HR 4HS 4HT	120-125 kW (163-170 PS)	PHEDRA	04/06-11/10	<p>D38112-00 ¹²</p> <p></p> <p>B38113-00 ¹³</p>	<p>H01901-00 9655638580 1,25 mm MLS</p> <p>H11901-10 9655638680 1,3 mm MLS</p> <p>H21901-20 9655638780 1,35 mm MLS</p> <p>H31901-30 9655638880 85,9 Ø 1,37 mm MLS</p>	<p>T05133-00 9802033280 (10x)</p>	<p>V38102-00 9682131780 +9682131280 (2x) +9656742280</p>	<p>N93131-00 9400956639 (16x)</p>	<p>M38101-00 9661413780</p>	<p>X81999-01 9653365180</p>	<p>70-31414-10</p>	<p>P77464-01 K ← 9614194980 42x62x7 A SL RD PTFE</p> <p>P77465-01 K → 9400127459 90x110x7 A SL LD PTFE</p> <p>P77142-01 N 9400807289 27x47x7 A SL RD FPM</p>
2,2 4HW (DW12ATED4) (128 PS)	94 kW	PHEDRA JTD	09/02-11/10	<p>S36517-00 ¹² ¹³ 9463378980</p> <p></p> <p></p> <p>D36517-00 ¹² 9463380080</p> <p></p> <p>B36517-00 ¹³</p>	<p>H01900-00 9644450580 86 Ø 1,25 mm 2 </p> <p>MLS</p> <p>H11900-10 9644450680 86 Ø 1,3 mm 3 </p> <p>MLS</p> <p>H21900-20 9644450780 86 Ø 1,35 mm 4 </p> <p>MLS</p> <p>H31900-30 9644450880 86 Ø 1,4 mm 5 </p> <p>MLS</p>	<p>T17586-00 9646397880</p>	<p>X53953-01 9463380380</p>	<p>N92635-00 P76698-00 9400956489</p> <p>16x</p>	<p>X81070-01 9400349129</p>	<p>70-31414-10</p>	<p>P76151-01 K ← 9614194980 42x62x7 A RD FPM</p> <p>P76386-01 K → 9614194980 90x110x7 A SL LD FPM</p> <p>P77142-01 N 9400807289 27x47x7 A SL RD FPM</p>	

LANCIA												
Ltr.												
2,4 AR 32501	99 kW (135 PS)	LYBRA JTD	07/99-02/01	S32912-00 ¹² ¹³ 60814970 D32912-00 ¹² 60814969 B32912-00 ¹³	H03638-00 46442435 1,65 mm MLS H13638-10 46442436 1,75 mm 1 MLS H23638-20 46442437 83 Ø 1,85 mm 2 MLS 	T03926-00 7775920 (12x) RIBE	X53496-01 46437256 NBR 	N91710-00 7553637(x10) P76531-00 5930415 10x 	X58961-01 7735415 	X51968-01 46414437 	P76444-01 K ← 7628850 31x41x7 AB SL RD FPM P77145-01 K → 71713041 93 LD FPM P76063-11 N 40004400 30x42x7 A SL RD FPM	
2,4 EDG [NEW]	125-129 kW (170-175 PS)	FLAVIA Cabriolet (JS)	03/12-12/14	D83417-00 B82486-00	H81764-00 0,5 mm MLS 		V83454-00 	N93151-00	X90003-01 	X59463-01 	70-31414-10 	P77756-00 K ← A SL RD FPM P77757-00 K → 85x103x8 A SL LD FPM
2,4 192 A2.000 841 D.000	125 kW (170 PS)	THESIS	07/02→	D36637-00 ¹² 71737154 B36637-00 ¹³ 71730149	H80437-00 55189964 85 Ø MLS 	T80611-00 7710582 (12x) RIBE	X53736-01 46464114 NBR 	N92111-00 4357028 (20x) P76532-00 46440885 20x 	X58976-01 7765227 20x 	X51435-01 7772358 	70-31414-10 	P76444-01 K ← 7628850 31x41x7 AB SL RD FPM P77403-01 K → 71718365 PTFE P76063-11 N 40004400 30x42x7 A SL RD FPM P76443-01 N 55x68x8 A SL RD FPM
2,4 8144.91	74 kW (101 PS)	THEMA TD	11/84-09/90	S31309-00 ¹² ¹³ 5882403 D31309-00 ¹² 5882402 B31309-00	H07315-00 4848253 1,65 mm 10 mm H17315-10 4848254 95 Ø 1,8 mm 10 mm 	T07684-00 4854648 (10x) +4828150 (12x) 	X53016-01 7302624 NBR 	N92430-00 P76544-00 4830224 8x 	X07694-01 98425767 4x 	X51326-11 4x 	X54006-01 7302582 Kork 	P76099-11 K ← 94002361 35x50x8 A SL WD FPM P76388-11 K → 1227942L00 100x118x10/12 A SL LD FPM P76201-11 N 98454041 55x70x8 AB SL RD FPM

LANCIA												
Ltr.												
2,4 838 A2.000 838 A2.027	129 kW (175 PS) KAPPA 20V	08/94-10/01	S32011-00 ⑫ ⑬ 5894854 D32011-00 ⑫ 5894853 B32010-00 ⑬	H50281-00 7766268 84 Ø 	T80611-00 7710582 (12x) 	V32011-00 7766236 +7715492 (5x) 	N92111-00 4357028 (20x) P76532-00 46440885	X51486-01 7765227 X58976-01 7765227 	X51435-01 7772358 	70-31414-10 	P76444-01 K ← 7628850 31x41x7 AB SL RD FPM P77403-01 K → 71718365 PTFE P76063-11 N 40004400 30x42x7 A SL RD FPM P76443-01 N 55x68x8 A SL RD FPM	
2,4 838 A3.000 838 A7.000	91 kW (124 PS) KAPPA TD	08/94-10/01	S32700-00 ⑫ ⑬ D32700-00 ⑫ B32700-00 ⑬	H00404-00 7779904 1,65 mm H10404-10 7779905 1,7 mm 1 H20404-20 7779906 83 Ø 1,8 mm 2 	T03926-00 7775920 (12x) 	X53496-01 46437256 NBR 	N91710-00 7553637(x10) P76531-00 5930415	X55998-01 7775802 10x	X51968-01 46414437 	70-31414-10 	P76444-01 K ← 7628850 31x41x7 AB SL RD FPM P77145-01 K → 71713041 93 LD FPM P76063-11 N 40004400 30x42x7 A SL RD FPM	
2,4 838 A8.000 839 A5.000	99-100 kW (135-136 PS) KAPPA JTD LYBRA JTD	06/98-10/01	S32912-00 ⑫ ⑬ 60814970 D32912-00 ⑫ 60814969 B32912-00 ⑬	H03638-00 46442435 1,65 mm MLS H13638-10 46442436 1,75 mm 1 MLS H23638-20 46442437 83 Ø 1,85 mm 2 MLS 	T03926-00 7775920 (12x) 	X53496-01 46437256 NBR 	N91710-00 7553637(x10) P76531-00 5930415	X58961-01 7735415 10x	X51968-01 46414437 	70-31414-10 	P76444-01 K ← 7628850 31x41x7 AB SL RD FPM P77145-01 K → 71713041 93 LD FPM P76063-11 N 40004400 30x42x7 A SL RD FPM	

LANCIA																					
Ltr.																					
2,4 838 B2.000	129 kW (175 PS)		1																		
				S32011-00 ⑫ ⑬ 5894854 D32011-00 ⑫ 5894853 B32010-00 ⑬	H50281-00 7766268 84 Ø 	T80611-00 7710582 (12x) 	X53736-01 46464114 NBR 	N92111-00 4357028 (20x) P76532-00 46440885	20x X51486-01 X58976-01 7765227 		X51435-01 7772358 	70-31414-10 	P76444-01 K ← 7628850 31x41x7 AB SL RD FPM P77403-01 K →								
2,4 839 A6.000 841 C.000	103-110 kW (140-150 PS)	LYBRA JTD THESIS JTD	09/00-07/09	D37075-00 ⑫ 71718333 B37075-00 ⑬ 71728831	H01898-00 55190359 0,82 mm MLS H11898-10 55190360 0,92 mm 1 MLS H21898-20 55190361 83 Ø 1,02 mm 2 MLS	T03926-00 7775920 (12x) 	X83133-01 46739261 NBR 	N90710-01 P76531-00 5930415	10x X58961-01 7735415 		X51968-01 46414437 	70-31414-10 	P76444-01 K ← 7628850 31x41x7 AB SL RD FPM P77403-01 K →								
2,4 841 G.000 841 H.000 841 M.000 841 N.000	120-129 kW (163-175 PS)	THESIS THESIS JTD	05/03→	D37076-00 ⑫ 71734259 Mot.→5192516 D37077-00 ⑫ Mot.5192517→ B37076-00 ⑬ 71734258	H01899-00 55190353 0,82 mm MLS H11899-10 55190354 0,92 mm 1 MLS H21899-20 55190355 83 Ø 1,02 mm 2 MLS 	T01897-00 55214216 (12x) 	X83070-01 46814175 	N92011-00 46743167 (20x) Mot.→5192516 N92013-00 55183812 (20x) Mot.5192517→ P76808-00 46743167 Mot.→5192516 P76812-00 55183812 Mot.5192517→	20x X81865-01 55190771 		X51435-01 7772358 	70-31414-10 	P76444-01 K ← 7628850 31x41x7 AB SL RD FPM P77403-01 K →								
2,4 841 P.000	136 kW (185 PS)	THESIS	04/06-07/09	D37076-00 ⑫ 71734259 Mot.→5192516 D37077-00 ⑫ Mot.5192517→ B37076-00 ⑬ 71734258	H01897-00 55184740 0,95 mm MLS H11897-10 55184741 1,05 mm 1 MLS H21897-20 55184742 1,15 mm 2 MLS 	T01897-00 55214216 (12x) 	X83070-01 46814175 	N92011-00 46743167 (20x) Mot.→5192516 N92013-00 55183812 (20x) Mot.5192517→ P76808-00 46743167 Mot.→5192516 P76812-00 55183812 Mot.5192517→		X81865-01 55190771 	X51435-01 7772358 	70-31414-10 	P76444-01 K ← 7628850 31x41x7 AB SL RD FPM P77403-01 K →								

LANCIA														
Ltr.														
3,0 834 F.000	126 kW (171 PS)	THEMA V6	08/92-07/94	S31130-00 ¹² ¹³ 5892689 D31130-00 ¹² 5892690 R31130-00 ³ 60507425	H07713-00 L 60569896 95 Ø H07726-00 R 60548751 95 Ø 		X07303-01 R 60808412 X07307-01 L 60808971 	N92960-00 P76602-00 7700658325	12x X07955-01 60807856 		X07578-01 60506636 	6x X07763-01 60807818 	P76220-01 K ← 48x65x10 AB SL RD FPM P76374-01 K → 60811338 84x105x12 A LD FPM P76032-01 N 32x47x10 A RD NBR	3x
3,0 838 B.000	150 kW (204 PS)	KAPPA 24V	08/94-10/01	S31693-00 ¹² ¹³ 60778799 D31693-00 ¹² 60778798 B31693-00 ¹³	H50273-00 R 60570352 H50274-00 L 60570351 95 Ø 	T80024-00	V31693-00 R 60808412 V32015-00 L 60808971 	N92920-00 P76532-00 46440885	24x X56964-01 60513869 		X51431-01 60630269 	6x	P76220-01 K ← 48x65x10 AB SL RD FPM P76374-01 K → 60811338 84x105x12 A LD FPM P76032-01 N 32x47x10 A RD NBR	4x
3,0 841 A.000	158 kW (215 PS)	THESIS V6	07/02-07/09	S32909-00 ¹² ¹³ 71713724 D32909-00 ¹² 71713723	H80028-00 R 60602071 H80029-00 L 60548751 		V38097-00 R 60609978 +60610548 V38098-00 L 60609979 +60610548 X53729-01 R 60609978 NBR X53730-01 L 60609979 NBR 	N92920-00 P76532-00 46440885	24x X56964-01 60513869 X88997-01 60513868 		X52321-01 60573536 	6x 70-31414-10 	P77139-01 K ← 60601977 48x65x8 RD FPM P76374-01 K → 60811338 84x105x12 A LD FPM	
3,2 841 L.000	169 kW (230 PS)	THESIS V6	05/03-07/09	S32909-00 ¹² ¹³ 71713724 D32909-00 ¹² 71713723	H80028-00 R 60602071 H80029-00 L 60548751 		V38097-00 R 60609978 +60610548 V38098-00 L 60609979 +60610548 	N92920-00	2x X56964-01 60513869 6x X88997-01 60513868 		X52321-01 60573536 	6x 70-31414-10 	P77139-01 K ← 60601977 48x65x8 RD FPM P76374-01 K → 60811338 84x105x12 A LD FPM P76087-01 N 60610985 32x47x10 A SL WD FPM	4x

LANCIA														
Ltr.														
3,6 ERB [NEW]	208-210 kW (283-286 PS) THEMA (LX) V6 VOYAGER Großraumlimo- usine (RT)	09/11→		D83427-00 B82490-00 ¹³	H81770-00 R MLS H81771-00 L MLS 	T81763-00	X90056-01 R ACM X90057-01 L ACM 	N92830-00	X90009-01 	6x		X90058-01 	2x 70-31414-10 	P76235-11 K ← 45x67x8 A SL RD FPM